2025

CREVIS

FnIO M -Series

Most Suitable to Process Automation Today



www.crevis.co.kr

DeviceNet PROFIBUS MODBUS EtherCAT CC-Link IE Field Basic PROFINET EtherNet/IP OPC UA

Introduction

M-Series is an advanced automation system to control in a redundant way, which is specialized for process automation.
It provides hot-swap and redundancy for maintenance and ensures a non-stop operation.
This is the most suitable solution for users who need the various industrial protocols, and it will help users configure nodes easily with their own devices and systems.

Dual Type Network Adapter

Anytime Reliable - Communication & Power Redundancy
Preventing forced system shutdown due to external factors
Minimizing losses by operating standby modules
when system shuts down.

Single Type Network Adapter

Offering the various industrial protocols
which enables users to configure system
as required in any application.





- Communication Redundancy

  Available to maintain the stable communication through dual-type network adapters on
  "Active-Standby" mode by operating Standby module immediately when the active module has issues.

- Power Redundancy

  Preventing forced system shutdown due to external factors and minimizing losses by operating standby modules
  in case of any unexpected system shutdown.

- Supporting Industrial Protocols

DeviceNet PROFIBUS MODBUS EtherCAT CC-Link IE Field Basic PROFINET EtherNet/IP OPC UA

Programmable IO

CODESYS
V3.5.17.3
IEC61131-3

Executing the program requiring the high-speed via the powerful CODESYS software platform.
Micro PLC for easy programming
Expandable up to 63 IO slots.

IO Modules

Providing total solution with all types of IOs such as digital, analog and special type (Encoder, Serial Interface).





- Hot swap

  Module communication and power supply through backplane.
  Simple and quick maintenance - enabling the module replacement during the power on in case of emergency.

- RTB (Removable Terminal Block) and Expansion

  Efficient in replacement without removing existing wiring of removal terminal blocks and slice type of IOs.

- Certificates

ISO 14001:2004 ISO 9001:2008

* More certificates will be updated soon.

REDUNDANCY



REDUNDANCY

Anytime Reliable – Communication & Power Redundancy

- Stability
  Maintaining the stable communication & power by Standby module when errors occur.

- Sustainability
  Keeping the system stable by preventing shutdown.

HOT SWAP

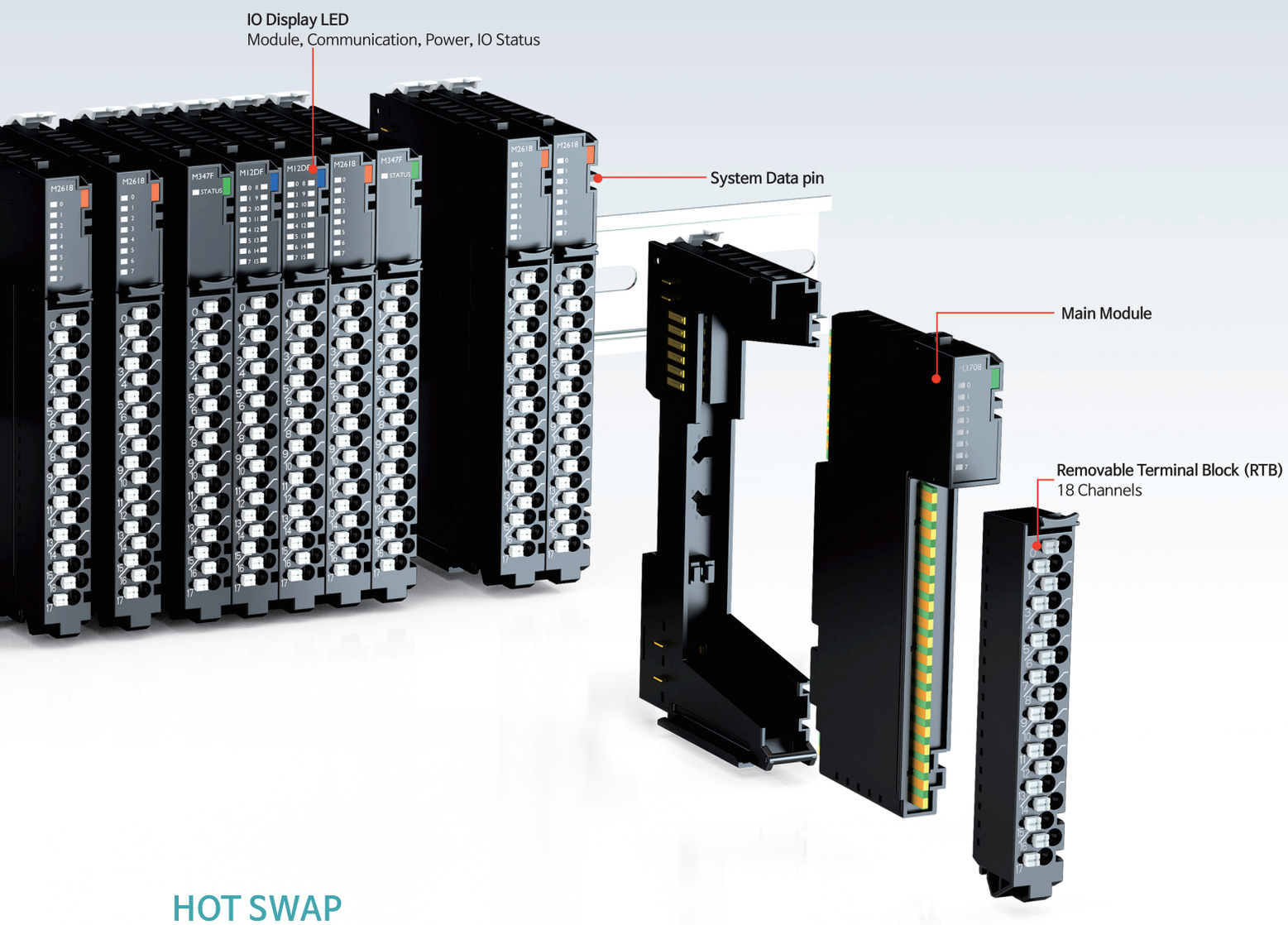

HOT SWAP

Supporting hot swap function with backbone structure.

- Efficiency
  Capable of working IOs independently by hot swap.
- Reliability
  Stable module communication and power supply through backplane.
- Usability
  Easy maintenance.

M-Series Topology

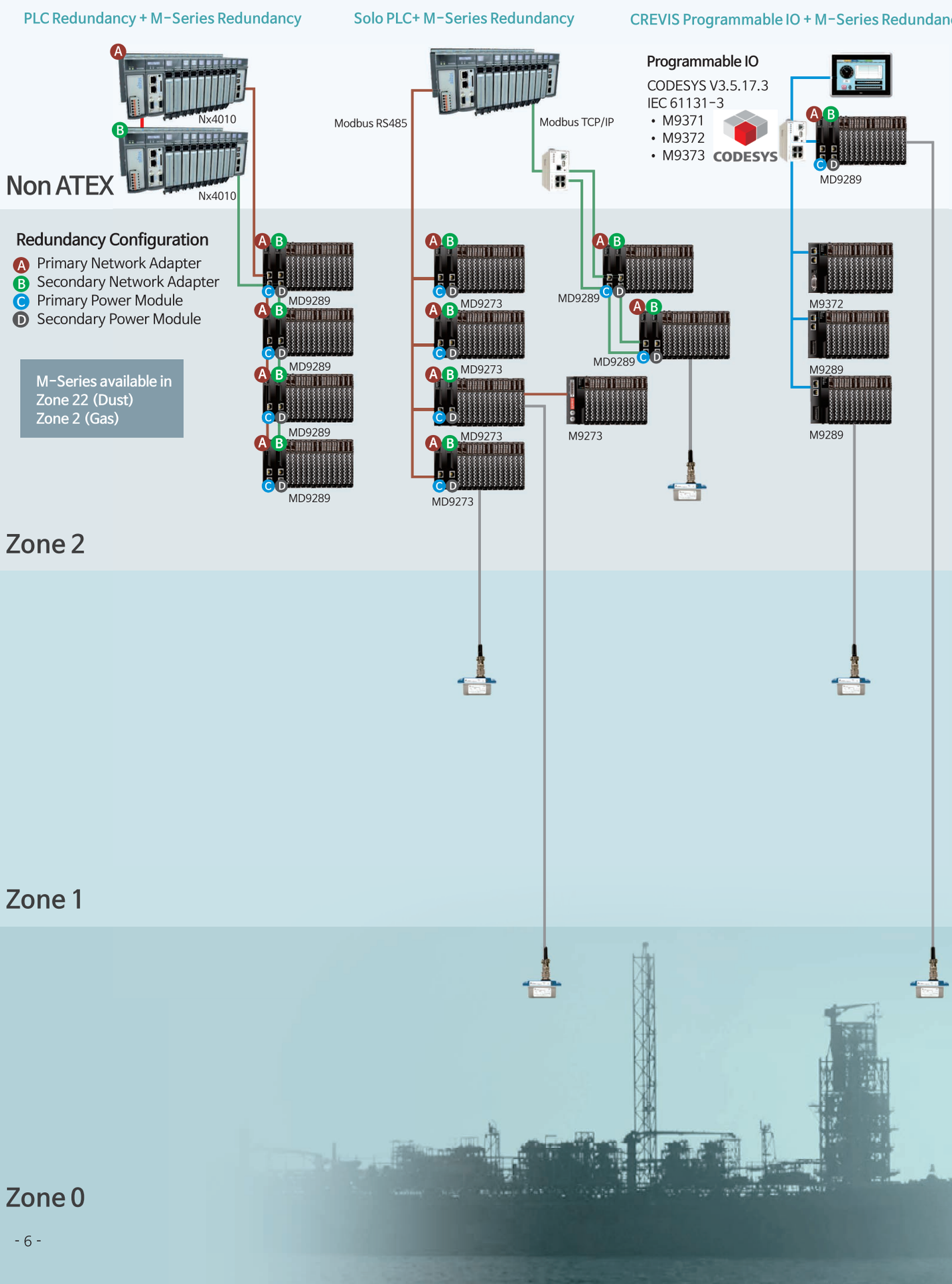

Programmable IO

Programmable IO (CODESYS VersionCoDeSys Version 3.5.17.3)		M9371	M9372	M9373
Type		Economy	Standard	Webvisu
Memory	Program Memory	512 Kbytes	16 Mbytes	
	Data Memory	96 Kbytes	16 Mbytes	
	Non Volatile Memory	4 Kbytes	12 Kbytes	
		Retain : 2 Kbytes Persistent Retain : 2 Kbytes	Retain : 16 Kbytes Persistent Retain : 16 Kbytes	
Program Laguages / Run Time System		IEC 61131-3 (LD, IL, ST, FBD, SFC, CFC) / Multiple PLC Tasks		
Protocol		Modbus/TCP, Modbus/UDP, SNTP, MQTT, HTTP (Web-Server), DHCP/BOOTP	Modbus/TCP, Modbus/ UDP, SNTP, SNMP, MQTT, DHCP/BOOTP, HTTP (Webvisualization*, Web-Server), OPC-server	
OPC Server (DA/UA), TFTP, SQL, Online Change, Breakpoint, Source Up/Download, File Transmit		Not supporting	supporting	
Webvisualization		Not Supporting		supporting
Process Time		0.0311usec	0.1627usec	
Max. Task / Max. Cycle Task / Max. Status Task		10		
Max. Node / Max. IO Expansion / IO Data Size		Limited by Etherent specification / 63 Slots / Max 128Byte each slot		
Baud Rate		Ethernet(10/100 Mbps) / Serial(2400~115200 bps)		
Connector Type		2 x RJ-45 / 1 x RTU D-sup 9pin		
System & Field Power		Supply voltage: 24Vdc nominal (15~28.8Vdc)		
Field Power		Supply voltage: 24Vdc typical (Max. 28.8Vdc)		
Power Dissipation / Current for IO Module		110mA typical @ 24Vdc / 1.5A @5Vdc		
Dimensions		75 mm x 110 mm x 54 mm (M937X + M7XXX)		



CODESYS V3.5 Support

Supports 6 programming languages according to IEC 61131-3 standard (LD, FBD, IL, ST, SFC, CFC)

- Operating Temp : -40℃ ~ 60℃
- UL Temp : -20℃ ~ 60℃
- Internal Bus : 〈 1ms (128 Bytes 이내)
- Max Slot : 63 slots
- Housing : 18P Terminal Block

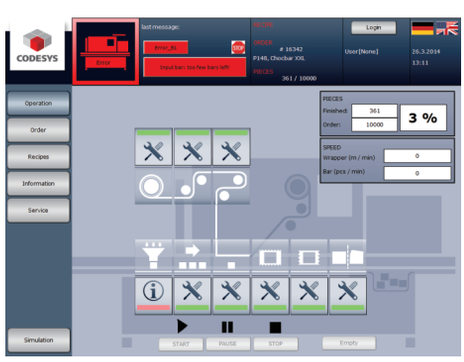

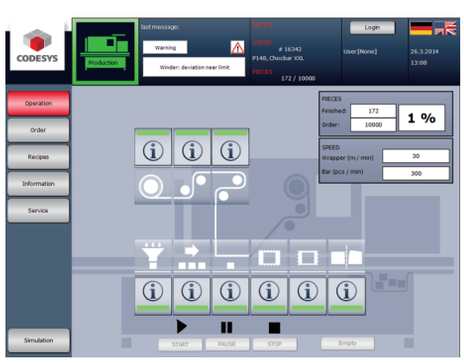

The FnIO M-Series is a programmable IO system built on the CODESYS platform. It provides larger program memory, data memory, and storage space compared to conventional compact PLCs. This allows users to design and implement control systems that require greater capacity and precision.

In addition, the series supports Object-Oriented Programming (OOP), an Integrated Development Environment (IDE), and simulation functions. These development tools help engineers carry out programming tasks more efficiently and support the requirements of automation in modern industrial environments.

Programmable IO

Programmable IO (CODESYS VersionCoDeSys Version 3.5.17.3)		ML9971	ML9972	ML9973
Type		Economy	Standard	Webvisu
Memory	Program Memory	512 Kbytes	16 Mbytes	
	Data Memory	96 Kbytes	16 Mbytes	
	Non Volatile Memory	4 Kbytes	32 Kbytes	
		Retain : 2 Kbytes Persistent Retain : 2 Kbytes	Retain : 16 Kbytes Persistent Retain : 16 Kbytes	
Program Laguages / Run Time System		IEC 61131-3 (LD, IL, ST, FBD, SFC, CFC) / Multiple PLC Tasks		
Protocol		Modbus/TCP, Modbus/UDP, SNTP, MQTT, HTTP (Web-Server), DHCP/BOOTP	Modbus/TCP, Modbus/ UDP, SNTP, SNMP, MQTT, DHCP/BOOTP, HTTP (Webvisualization, Web-Server), OPC-server	
OPC Server (DA/UA), TFTP, SQL, Online Change, Breakpoint, Source Up/Download, File Transmit		Not supporting	supporting	
Webvisualization		Not Supporting		supporting
Process Time		1usec(90 Instructions)	7usec (90 Instructions)	
Max. Task / Max. Cycle Task / Max. Status Task		10		
Max. Node / Max. IO Expansion / IO Data Size		Limited by Etherent specification / 63 Slots / Max 128Byte each slot		
Baud Rate		Ethernet(10/100 Mbps) / Serial(2400~115200 bps)		
Connector Type		2 x RJ-45 / 1 x RTU D-sup 9pin		
System & Field Power		Supply voltage: 24Vdc nominal (15~28.8Vdc)		
Field Power		Supply voltage: 24Vdc typical (Max. 30Vdc)		
Power Dissipation / Current for IO Module		60mA typical @ 24Vdc / 1.0A @5Vdc	50mA typical @ 24Vdc / .0A @5Vdc	
Dimensions		17.5mm x 110mm x 75mm		

Network Adapter

Dimension (mm)



Dual Type Network Adapter



Single Type Network Adapter



18 RTB

Dual Type Network Adapter : 81.05
Single Type Network Adapter : 75
I/O Modules : 75



Dual Type

* One network adapter with one power module required at least

Network Adapter	MD9289	MD9273
Adapter Type	Slave node (MODBUS TCP, MODBUS UDP Server)	Slave node (MODBUS Serial RTU/ASCII Server)
Protocol	MODBUS TCP, MODBUS UDP, HTTP,DHCP, 10 TCP Connections Sub-protocol Ethernet/IP	MODBUS RTU and ASCII
Max. Node	Limited by Etherent specification	99 Nodes
Max. IO Expansion / IO Data Size	63 Slots / Max 128 Byte each slot	
Baud Rate	Ethernet(10/100 Mbps) / Serial (115200 bps)	9600, 19200, 38400, 115200 bps/ Serial(115200 bps)
Connector Type	2 x RJ-45 x 2pcs	
System & Field Power / Power Dissipation / Current for IO Module/ Field Power	Supply voltage : 24Vdc (15~28.8Vdc) / 150mA typical @ 24Vdc / 2.0A @5Vdc / 24Vdc (Max 28.8Vdc)	Supply voltage : 24Vdc (15~28.8Vdc) / 90mA typical @ 24Vdc / 2.0A @5Vdc / 24Vdc (Max 28.8Vdc)
Dimensions	76 mm x 110 mm x 81.05 mm	

Single Type

Network Adapter	M9212	M9222	M9273
Protocol	DeviceNet	PROFIBUS	MODBUS Serial RTU/ASCII Server
Max. Node	64 Nodes	125 Nodes	99 Nodes
Max. IO Expansion	63 Slots	63 Slots	63 Slots
IO Data Size	Max. 128 bytes each slot	Input : 244 bytes Output : 244 bytes	Max 128 Byte each slot
Baud Rate	125, 250, 500 Kbps / Serial (115200 bps)	9.6 ~ 12000 Kbps (Auto baudrate selection)	2400, 4800, 9600, 19200, 38400, 57600, 115200 bps/Serial (115200 bps)
Connector Type	5 Pin Open Connector	9 Pin D-Sub Connector	5 Pin Open Connector
System Power	24Vdc (15~28.8Vdc)	24Vdc (15~28.8Vdc)	24Vdc (15~28.8Vdc)
Field Power	24Vdc (Max. 28.8Vdc)	24Vdc (Max. 28.8Vdc)	24Vdc (Max. 28.8Vdc)
Power Dissipation	280mA typical @ 24Vdc	80mA typical @ 24Vdc	70mA typical @ 24Vdc
Current for IO Module	2.0A @ 5Vdc	2.0A @ 5Vdc	2.0A @ 5Vdc
Dimensions	75 mm x 110 mm x 54 mm (M92xx + M7001)		

Network Adapter	M9287	M9289	M9386
Protocol	PROFINET (Sub) Modbus RTU	MODBUS TCP/UDP (Sub) Ethernet/IP CC-Link IE Field Basic	EtherCAT ID
Max. Node	Limited by Profinet Specification	Limited by Ethernet Specification	65,535 Nodes
Max. IO Expansion	32 Slots	63 slots	63 Slots
IO Data Size	Max 1440 bytes	Max 128 bytes each slot	Max 128 bytes each slot
Baud Rate	100Mbps, Auto-negotiation, Full duplex	10/100 Mbps, Auto-negotiation, Full duplex	100 Mbps
Connector Type	2 x RJ-45	2 x RJ-45	2 x RJ-45
System Power	24Vdc (15~28.8Vdc)	24Vdc (15~28.8Vdc)	24Vdc (15~28.8Vdc)
Field Power	24Vdc (Max. 28.8Vdc)	24Vdc (Max. 28.8Vdc)	24Vdc (Max. 28.8Vdc)
Power Dissipation	85mA typical @ 24Vdc	90mA typical @ 24Vdc	70mA typical @ 24Vdc
Protection	Output current limit Reverse polarity protection	Output current limit Reverse polarity protection	Output current limit Reverse polarity protection
Current for IO Module	2.0A @ 5Vdc	2.0A @ 5Vdc	2.0A @ 5Vdc
Dimensions	75 mm x 110 mm x 54 mm (M92xx + M7001)		

Single Type (Economy)

Network Adapter	ML9073	ML9087	ML9089
Protocol	MODBUS Serial RTU/ASCII Server	Profinet	Ethernet TCP/IP NETWORK ADAPTER Light
Max. Node	8 Nodes	Limited by Profinet Specification	Limited by Ethernet Specification.
Max. IO Expansion	16 Slots	16 Slots	16 Slots
IO Data Size	Input 256 bytes / Output 256 bytes	Input : 256 bytes / Output : 256 bytes	Input : 256 bytes / Output : 256 bytes
Baud Rate	2400, 4800, 9600, 19200, 38400, 57600, 115200 bps	100Mbps, Auto-negotiation, Full duplex	10/100Mbps, Auto-negotiation, Full duplex
Connector Type	2 x RJ-45	2 x RJ-45	2 x RJ-45
System Power	24Vdc (15~28.8Vdc)	24Vdc (15~28.8Vdc)	24Vdc (15~28.8Vdc)
Field Power	24Vdc (Max. 28.8Vdc)	24Vdc (Max. 28.8Vdc)	24Vdc (Max. 28.8Vdc)
Power Dissipation	20mA typical @ 24Vdc	60mA typical @ 24Vdc	60mA typical @ 24Vdc
Current for IO Module	1.0A @ 5Vdc	1.0A @ 5Vdc	1.0A @ 5Vdc
Dimensions	23mm x 110mm x 75mm		

IO Module

Digital Input Module					
DC	Channel	Type	Voltage	Signal Delay (OFF to ON/ ON to OFF)	Power Dissipation
M12DF	16	Universal (Sink/Source)	24 Vdc	0.5ms/ 0.5ms	40 mA
M15DF	16		12 Vdc	0.3ms/ 0.3ms	40 mA
M1238	8		24 Vdc	0.5ms/ 0.5ms	30 mA
M1278	8	Sink	24 Vdc	0.3ms/ 0.3ms	30 mA
M1418	In(8) / Out(8)	Combination - Sink In / Source Out (Diagnostic)	24 Vdc	0.2ms/ 0.3ms	45 mA
M1428	In(8) / Out(8)	Combination - Source In / Sink Out (Diagnostic)	24 Vdc	0.2ms/ 0.4ms	45 mA
M1C18	In(8) / Out(8)	Combination - 8-point Input (CMOS) / 8-point Output (CMOS, push-pull)	24 Vdc	0.1ms/ 0.1ms	50 mA
AC	Channel	Type	Voltage	Signal Delay (OFF to ON/ ON to OFF)	Power Dissipation
M1808	8	AC	120 Vac	23ms/ 123ms @ 120Vac	30 mA
M1908	8	AC	240 Vac	23ms/ 123ms @ 120Vac	30 mA

Digital Output Module					
Sink	Channel	Type	Voltage	Signal Delay (OFF to ON/ ON to OFF)	Power Dissipation
M225F	16	Sink	24 Vdc	0.5ms/ 0.5ms	40 mA
M2618	8	Sink	24 Vdc	0.3ms/ 0.5ms	40 mA
M2418	8	Sink (Diagnostic)	24 Vdc	0.05ms/ 0.4ms	50 mA
Source	Channel	Type	Voltage	Signal Delay (OFF to ON/ ON to OFF)	Power Dissipation
M226F	16	Source	24 Vdc	0.3ms/ 0.3ms	40 mA
M2368	8	Source (Multi-Com)	24 Vdc	0.1ms/ 0.5ms	40 mA
M2628	8	Source	24 Vdc	0.3ms/ 0.5ms	40 mA
M2428	8	Source (Diagnostic)	24 Vdc	0.1ms/ 0.5ms	50 mA
Relay	Channel	Type	Voltage	Signal Delay (OFF to ON/ ON to OFF)	Power Dissipation
M2738	8	MOS Relay	240 Vdc/ac	0.5ms/ 3ms	130 mA
M2768	8	MOS Relay	24 Vdc/ac	1ms/ 3ms	130 mA
M2788	8	MOS Relay	110 Vdc/ac	0.6ms/ 3ms	130 mA
M2744	4	Relay	24 Vdc/ 2A, 240 Vac/2A	7ms/ 7ms @ 24Vdc, 7ms/ 14ms @ 240Vac	30 mA
M2774	4	Form C, Relay	24 Vdc / 2A, 240 Vac/2A	8ms/ 8ms @ 24Vdc, 8ms/ 14ms @ 240Vac	35 mA

Analog Input Module					
Single Ended	Channel	Type	Range	Resolution	Power Dissipation
M3114	4	Current	0~20, 4~20 mA	12 Bits	130 mA
M3154	4	Current	0~20, 4~20 mA	16 Bits	200 mA
M3534	4	Voltage	-12~12Vdc	14 Bits	130 mA
M317F	16	Current	0~20, 4~20 mA	12 Bits	200 mA
M319F	16	Current	0~20, 4~20 mA	16 Bits	200 mA
M347F	16	Voltage	0~10, 0~5, 1~5 Vdc	12 Bits	200 mA
M349F	16	Voltage	0~10, 0~5, 1~5 Vdc	16 Bits	200 mA
M3C28	8	Voltage Input/Output	0~10, 0~5, 1~5Vdc	12 Bits	30 mA
M3C48	8	Voltage Input/Output	0~10, 0~5, 1~5Vdc	14 Bits	30 mA
M3C68	8	Voltage Input/Output	0~10, 0~5, 1~5Vdc	16 Bits	30mA
Temperature Module	Channel	Type	Sensor Type	Accuracy	Power Dissipation
M3708	8	RTD	PT100,PT200,PT500,PT50, PT1000,JPT100,JPT200,JPT500, JPT50,JPT1000,NI100,NI200, NI500,NI1000,NI120,NI1000LG	±0.1%@25℃ ±0.3% @-25~60℃	130 mA
M3744	4	RTD	PT100,PT200,PT500,PT50, PT1000,JPT100,JPT200,JPT500, JPT50,JPT1000,NI100,NI200, NI500,NI1000,NI120,NI1000LG	±0.1%@25℃ ±0.3% @-25~60℃	130 mA
M3808	8	T.C. (Thermocouple/MV Input)	K/J/T/B/R/S/E/N/L/U/C/D/ 10uV/1uV/2uV	Recommended Input Range ±0.1%@25℃, ±0.3%@-40~60℃ (Refer to the manaul for more details)	150 mA

IO Module

Analog Input Module					
Differential	Channel	Type	Range	Resolution	Power Dissipation
M3918	8	Current	0~20, 4~20, -20~20 mA	12 Bits	200 mA
M3938	8	Current	0~20, 4~20, -20~20 mA	16 Bits	200 mA
M3928	8	Voltage	0~5, 0~10, -5~+5, -10~+10 Vdc	12 Bits	200 mA
M3948	8	Voltage	0~5, 0~10, -5~+5, -10~+10 Vdc	16 Bits	200 mA
M3C24	4	Differential Voltage Input/Output	0~5, 0~10, -5~+5, -10~+10Vdc	12 Bits	30mA
M3C44	4		0~5, 0~10, -5~+5, -10~+10Vdc	14 Bits	30mA
M3C64	4		0~5, 0~10, -5~+5, -10~+10Vdc	16 Bits	30mA
Power Measurement	Channel	Type	Range	Resolution	Power Dissipation
M3901	1	3Phase AC measurement	VLN= 288VAC, VLL=500VAC	24 Bits	125 mA

Analog Output Module					
Single Ended	Channel	Type	Range	Resolution	Power Dissipation
M4114	4	Current	0~20 mA	12 Bits	35 mA
M4154	4	Current	0~20 mA	16 Bits	35 mA
M4214	4	Current	4~20 mA	12 Bits	30 mA
M4254	4	Current	4~20 mA	16 Bits	35 mA
M4118	8	Current	0~20 mA	12 Bits	30 mA
M4158	8	Current	0~20 mA	16 Bits	30 mA
M4218	8	Current	4~20 mA	12 Bits	30 mA
M4258	8	Current	4~20 mA	16 Bits	30 mA
M4428	8	Voltage	0~10 Vdc	12 Bits	30 mA
M4468	8	Voltage	0~10 Vdc	16 Bits	30 mA
M4534	4	Voltage	-12~12Vdc	14 Bits	30 mA

Special Module					
High Speed Counter	Channel	Type	Voltage		Power Dissipation
M5112	2	High speed counter	5~24Vdc		120 mA
Serial Interface	Channel	Type			Power Dissipation
M5212	2	RS 232, Full Duplex			85mA
M5222	2	RS 422, Full Duplex			85mA
M5232	2	RS 485, Half Duplex			85mA
M5352	2	Synchronous			60 mA
Pulse	Channel	Type			Power Dissipation
M5442	2	PWM, 0.5A/24Vdc, Source			75 mA
M5444	4	PWM, 0.5A/24Vdc			80 mA
M5642	2	Pulse Output, 0.5A/24Vdc, Source			75 mA
M5652	2	Differential Output, Trapezoidal Acceleration, RS422, Emergency Stop, 2ch Digital Input			75 mA
Stepper	Channel	Type			Power Dissipation
M5522	2	2-Phase Bipolar Motor (Max. 16 microstepping)			100 mA
PTC-Thermistor	Channel	Type	Input Range	Resolution	Power Dissipation
M5754	4	PTC Input	4~20 mA	Short : R ≤ 20 Ω Normal : 20 Ω < R ≤ 3.1 KΩ Over Temp : 3.1 KΩ ≤ R Open : 20 KΩ ≤ R	30 mA
M5758	8	PTC Input	4~20 mA		30 mA
Hart	Channel	Type			Power Dissipation
M5914	4	Current Input, 4~20mA with HART			30 mA

Power Module			
Power Module	Type	Power Dissipation	Voltage
M7001	NA Power (Dual/Single Power Mode available)	30 mA	24 Vdc
M7002	NA Power (Dual/Single Power Mode available)	30 mA	24 Vdc
M710F	Common Module, 0Vdc (None ID Type)	-	0 Vdc
M750F	Common Module, 0Vdc (ID Type)	30 mA	0 Vdc
M711F	Common Module ,24Vdc (None ID Type)	-	24 Vdc
M751F	Common Module,24Vdc (ID Type)	30 mA	24 Vdc
M7241	Field Power Distribution (None ID Type)	30 mA	24 Vdc
M7641	Field Power Distribution (ID Type)	30 mA	24 Vdc
M7151	System/Field Power Filter (ID Type)	30 mA	24 Vdc
M7851	System/Field Power Filter (None ID Type)	30 mA	24 Vdc

IO Module

Power Module			
Power Module	Type	Power Dissipation	Voltage
M7001	NA Power (Dual/Single Power Mode available)	30 mA	24 Vdc
M7002	NA Power (Dual/Single Power Mode available)	30 mA	24 Vdc
M710F	Common Module, 0Vdc (None ID Type)	-	0 Vdc
M750F	Common Module, 0Vdc (ID Type)	30 mA	0 Vdc
M711F	Common Module ,24Vdc (None ID Type)	-	24 Vdc
M751F	Common Module,24Vdc (ID Type)	30 mA	24 Vdc
M7241	Field Power Distribution (None ID Type)	30 mA	24 Vdc
M7641	Field Power Distribution (ID Type)	30 mA	24 Vdc
M7151	System/Field Power Filter (ID Type)	30 mA	24 Vdc
M7851	System/Field Power Filter (None ID Type)	30 mA	24 Vdc

Accessories	
Accessories	Type (Package)
BST-8000	Backplane Separation Tool
BCM-800A	Backplane Connector Module, Dual Type
BCM-800B	Backplane Connector Module, I/O Type
END-8121C	End Module
RTB-8218C	18Points Removable Terminal Block
RTB-8218F	Field Power 18Points Removable Terminal Block
RTB-8218SF	System/Field Power 18Points Removable Terminal Block



RTB (Removable Terminal Block)

- Easy Maintenance
- Screwless Connection System (Push type)

RTB type	
INFO	18 RTB
Wiring	Max. 0.75mm² (AWG 18)
Length of Lug (Inserted)	Min 10mm

IO Guide Pro

To help users' IO configuration

Simple Software Tool for User Convenience

Simulation

Enable to review configuration without modules via I/O Guide Pro
Dimension, Power Consumption, Possibility of expansion

Manual and Project Viewer

Provide the product information as the manual
Enable to export the User-configured project files in Excel or PDF file formats

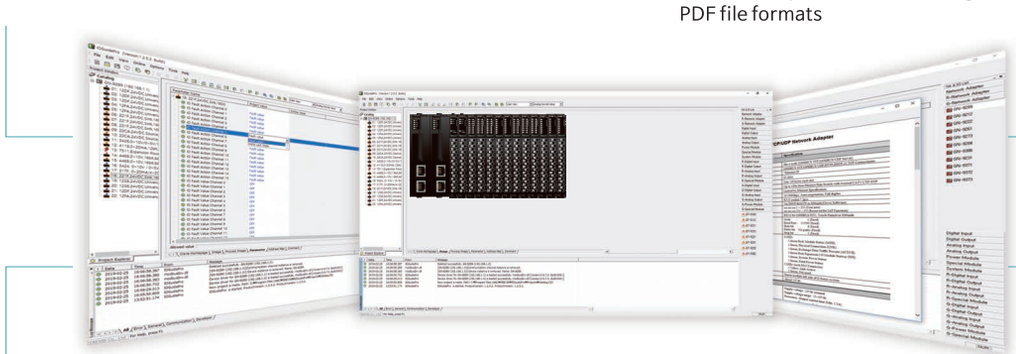

Parameter setting and View Address Map

Enable to change parameters of modules easily
Displaying input/output address map

BOOTP Server and Automatic Scan

IP setting and connecting communication online without a master
* Online - MODBUS protocol available

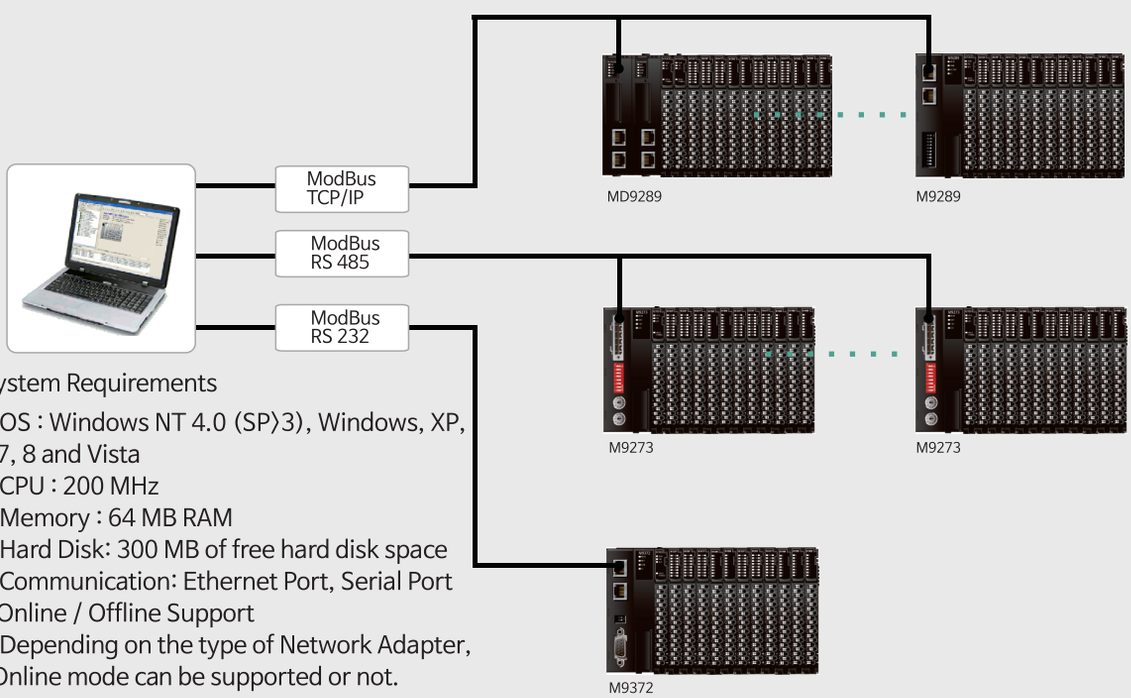

System Requirements

- OS : Windows NT 4.0 (SP>3), Windows, XP, 7, 8 and Vista
- CPU : 200 MHz
- Memory : 64 MB RAM
- Hard Disk: 300 MB of free hard disk space
- Communication: Ethernet Port, Serial Port

* Online / Offline Support

- Depending on the type of Network Adapter, Online mode can be supported or not.

Dimension

Unit : (mm)

Network Adapter

Dual module



Single module



Economy module



IO

18-Hole Removable Terminal Block (18 RTB)

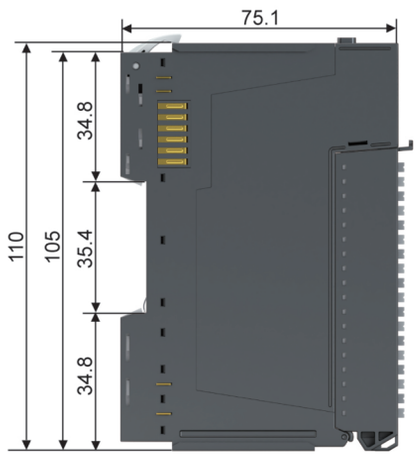



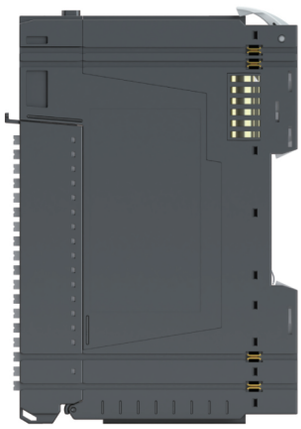

Documentation offered by your distributor

CREVIS. Co.,Ltd.

www.crevis.co.kr

경기도 용인시 기흥구 기곡로 29-4 (17099)
대표번호 : 031-899-4599
제어기 영업 : 031-289-3321, 3326 (Kor)
카메라 영업 : 031-289-3322, 3324
팩스번호 : 031-899-4509
E-mail : crevis@crevis.co.kr

29-4, Gigokro, Giheunggu, Yonginsi, 17099, Korea
Tel : +82-31-899-4599
Controller sales : +82-31-899-4515, 4516
Camera sales : +82-31-289-3322, 3324
Fax : +82-31-899-4509
E-mail : crevis@crevis.co.kr