2025

CREVIS

FnIO G - 시리즈

산업 자동화 시스템의 필수 리모트 IO



www.crevis.co.kr

DeviceNet PROFIBUS CANopen MODBUS EtherCAT CC-Link IE Field PROFINET EtherNet/IP CC-Link

CC-Link IE Field Basic BACnet CODESYS OPC UA Wi Fi Bluetooth 5.0

Network Adapter

GN/GL-9xxx
MODBUS TCP, EtherNet IP, PROFINET, EtherCAT,
CC-Link IE, CC-Link IE Field Basic, Wifi,
PROFIBUS, CC-Link, DeviceNet, CANopen,
BACnet, MODBUS RTU, CC-Link Ver 2

PIO

GN/GL-9xxx
MODBUS
EtherCAT

Digital Input

GT-1xxx
- DC: 8, 16, 32 ch
- Diagnostic :
  In(Sink)+Out(Source)
- AC : 4 ch
- Selecting IO
- Combination (DI/DO)

Digital Output

GT-2xxx
- Sink : 8, 16, 32 ch
- Source : 8, 16, 32 ch
- Diagnostic : sink, source
- Relay
- Selecting IO

다양한 산업용 프로토콜
15종 이상의 프로토콜 사용 가능

다양한 IO 모듈 구성 가능
160여종 이상의 다양한 IO

빠른 내부 버스 속도
<1ms (128 Bytes)

동작 온도
-20 to 60℃ (UL)
-40 to 70℃

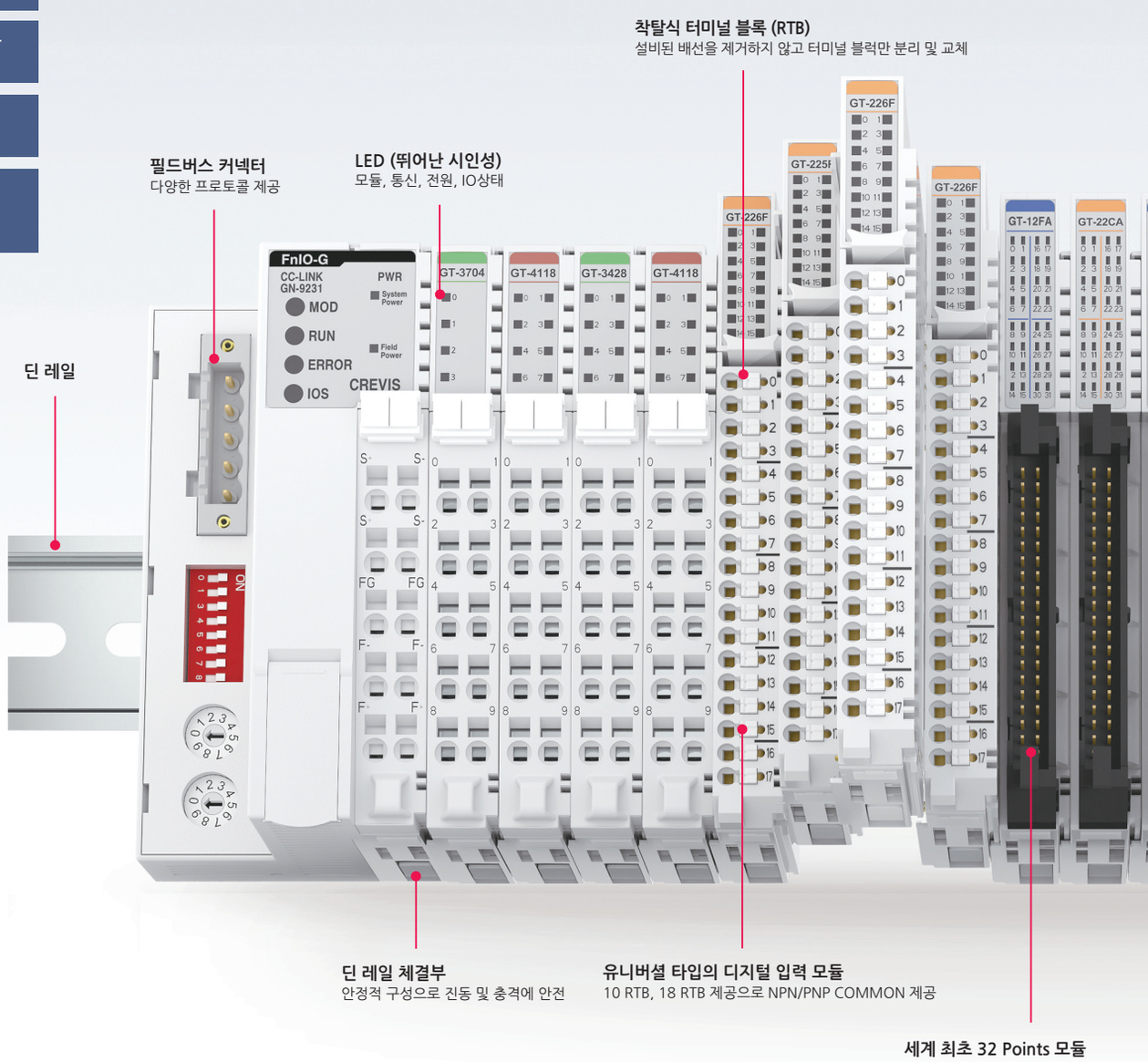

DeviceNet PROFIBUS CANopen MODBUS EtherCAT CC-Link IE Field PROFINET EtherNet/IP CC-Link
CC-Link IE Field Basic BACnet CODESYS OPC UA Wi Fi Bluetooth 5.0

Analog Input

GT-3xxx
- Single Ended (Current) : 4, 8, 16 ch
- Single Ended (Voltage) : 4, 8, 16 ch
- Differential (Current/Voltage) : 4, 8 ch
- Temperature Module (RTD/T.C.) : 4, 8 ch
- Temp. Controller (RTD/T.C.) : 4 ch
- AC Measurement
- Load cell
- Combination (Voltage Input , Voltage Output)

Analog Output

GT-4xxx
- Single Ended (Current) : 4, 8 ch
- Single Ended (Voltage) : 4, 8, 16 ch

Special Module

GT-5xxx
- Encoder
- Serial Interface
- Pulse
- Stepper
- HART

Power Module

GT-7xxx
- Shield
- Common : 0, 24 Vdc
- Expansion Power
- Field Power Distribution
- Noise Filter

쉬운 유지보수
사용자의 편의를 고려한 디자인

효율적인 공간 활용
컴팩트 사이즈 & 모듈 확장 가능

간편한 설정
'IO Guide Pro' 소프트웨어 활용

환경 준수
RoHS3, China RoHS, REACH, WEEE 지침 준수



슬라이드 체결 방식
슬라이드 체결방식을 사용하여 안정적으로 연결

RTB 잠금 해제 스위치
원터치 방식으로 손쉽게 체결, 분리

윈도우 라벨 색상
모듈별 다른 컬러의 윈도우 라벨

케이블 링
자체 케이블링 제공으로 배선 정리 및 안정적 환경 구성

케이지 클램프 핀타입 RTB
케이지 클램프 핀 타입으로 쉽고 안전한 배선 작업 가능

16 Points 디지털 모듈
(20 Pin 히로세/ 18 RTB)

ROHS 2015 / 863 / EU
REACH EC NO. 190712006
ISO 14001:2004
ISO 9001:2008

IO Guide Pro

FnIO 시리즈 제품의 통신, 동작, 제품 정보 등을 확인하는 소프트웨어 툴이며, 시각화로 작업의 편리성과 효율을 극대화하여 최적화된 솔루션을 제공합니다.

단순하며 편리한 소프트웨어 툴

시뮬레이션

가상으로 원하는 모듈을 구성하고 제품의 도면 정보, 소비전류, 확장 가능 여부 등 실제 유용한 상세 정보를 시각적으로 확인 가능합니다.

사양서 제공 및 프로젝트 보고 기능

매뉴얼과 동일한 제품 정보 제공, 궁금한 사항은 즉시 확인 가능합니다.
사용자가 구성한 프로젝트 파일은 엑셀 또는 PDF파일로 문서화하여 보고, 기록, 저장에 적합합니다.

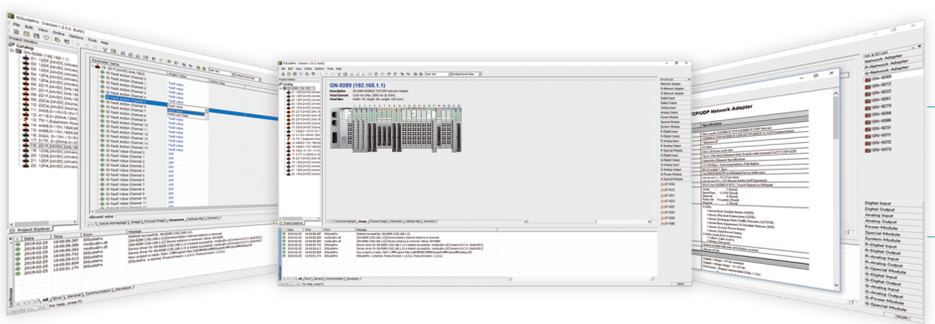

파라미터 설정 및 어드레스 맵

파라미터 탭에서 각 IO 모듈이 지원하는 파라미터를 손쉽게 설정 가능합니다.
또한 입출력 모듈이 위치한 어드레스 맵을 확인할 수 있습니다.

Modbus TCP, RTU 지원

Modbus 통신 사용 시 오토스캔으로 구성된 IO 모듈 확인이 됩니다.
내장된 BOOTP 서버를 통해 Modbus TCP제품의 IP 설정/변경 가능합니다.

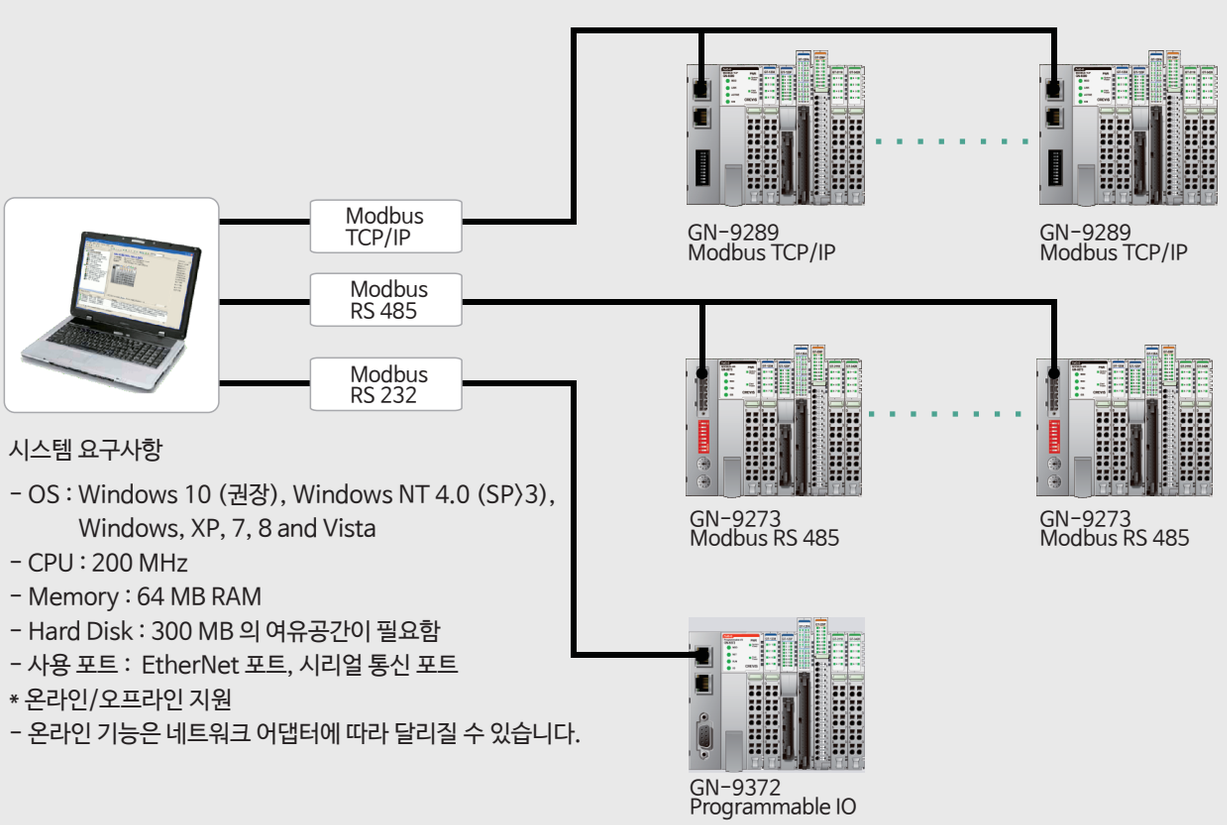

시스템 요구사항

- OS : Windows 10 (권장), Windows NT 4.0 (SP〉3), Windows, XP, 7, 8 and Vista
- CPU : 200 MHz
- Memory : 64 MB RAM
- Hard Disk : 300 MB 의 여유공간이 필요함
- 사용 포트 : EtherNet 포트, 시리얼 통신 포트

* 온라인/오프라인 지원

- 온라인 기능은 네트워크 어댑터에 따라 달리질 수 있습니다.

NEW
Wi-Fi 통신 모듈 출시

Wireless specification	GL-9981-W
Protocol	MODBUS TCP/UDP, HTTP
Sub-Protocol	Ethernet/IP
Wireless specification	Wi-Fi
Wireless standard	IEEE 802.11a/b/g/n
Operating mode	Access point or Station(client)
Max. data rate (Mbit/s)	54 Mbit/s (802.11n)
Max. Expansion Module	16 Slots * In case of 8ch Digital I/O
Temperature range, Protection class, Housing material	-40℃ ~ 60℃ IP20, Plastic
LAN Interface	2 x RJ-45
Antenna Connections	1 x SMA Female
Mounting	DIN rail
Dimension	22mm x 109mm x 70mm

Pin No.	Signal Description
1	System Power 24V
2	System Power Ground
3	F.G.
4	Field Power Ground
5	Field Power 24V



NEW

프로그래머블 IO (Raspberry pi)

CODESYS

Programmable IO (CODESYS Version 3.5.17.3)	GL-9981-L (Linux Version)	GL-9981-C1 (CoDeSys Version)	GL-9981-C2 (CoDeSys Version)
PIO Type	Embadded Type Programmable IO		
Processor	Broadcom BCM2711, Quad core cortex-A72 (ARM v8) 64bit SoC @1.5GHz		
Intalled Version	Raspberry Pi OS GNU/Linux 11 (bullseye)		
RAM	LPDDR4 2GB		
eMMC Flash Memory	16GB		
Cpdesys Runtime * Only GL-9981-C	-	CODESYS Control for Raspberry Pi SL pre-installed & licensed. - Runtime Package 4.2.0.0 (raspberry, armhf) - Available from version CODESYS V3.5 SP17 Patch 1 or higher * Tested in CODESYS V3.5 SP17 Patch 3+ (64-bit) version (3.5.17.3)	CODESYS Control for Raspberry Pi MC SL pre-installed & licensed.
Ethernet Baudrate	100Mbps, Auto-negotiation, Full Duplex		
RTC (TBD)	Ratain Time 〈 15 day Battery charging time / Retain time 4 hours / 〈2 day 12 hours / 〈12 day 16 hours / 〈15 day		
Connector Type	RJ-45 Socket x 1pcs / USB 2.0 Port x 2pcs / Monitor Port x 1pcs		
System Power	Supply voltage : 24Vdc nominal (15~28.8Vdc)		
Field Power	Supply voltage : 24Vdc typical (Max. 28.8Vdc)		
Power Dissipation	225mA typical @ 24Vdc		
Dimensions	22.5mm x 109mm x 70mm		

NEW

36 RTB

디지털 입력 모듈

DC	Channel	Type	Voltage	Signal Delay (OFF to ON/ ON to OFF)	Power Dissipation	Connector
GT-1C7A	32 (In 16 / Out16)	Combination DI(Source) / DO(Sink)	24 Vdc	In : 0.5ms / 0.5ms Out : 0.4ms(0.2ms@0.3A) / 0.4ms(0.4ms@0.3A)	50mA	36 RTB
GT-1C8A	32 (In 16 / Out16)	Combination DI(Source) / DO(Sink)	24 Vdc	In : 0.5ms / 0.5ms Out : 0.4ms(0.2ms@0.3A) / 0.4ms(0.4ms@0.3A)	50mA	36 RTB
GT-125A	32	Sink	24 Vdc	0.5ms / 0.5ms	50 mA	36 RTB
GT-126A	32	Source	24 Vdc	0.5ms / 0.5ms	50 mA	36 RTB

디지털 출력 모듈

DC	Channel	Type	Voltage	Signal Delay (OFF to ON/ ON to OFF)	Power Dissipation	Connector
GT-225A	32	Sink	24 Vdc	0.3ms / 0.5ms	50 mA	36 RTB
GT-226A	32	Source	24 Vdc	0.3ms / 0.5ms	50 mA	36 RTB
GT-227A	32	Sink (None-Protction)	24 Vdc	0.4ms(0.2ms@0.3A) / 0.4ms(0.4ms@0.3A)	50 mA	36 RTB
GT-228A	32	Source (None-Protction)	24 Vdc	0.1ms / 0.9ms	50 mA	36 RTB

* Wiring	IO Cable Max. 0.3mm^2 (AWG 22)

프로그래머블 IO (EtherCAT/MODBUS)

Programmable IO (CODESYS Version 3.5.17.3)		GN-9481	GN-9482	GN-9483
Memory	Program Memory	512 Kbytes	16 Mbytes	
	Data Memory	96 Kbytes	16 Mbytes	
	Non Volatile Memory	4 Kbytes	32 Kbytes	
Program Languages / Run Time System / RTC		IEC 61131-3 (LD, IL, ST, FBD, SFC, CFC) / Multiple PLC Tasks / Retain Time : 15 days		
Protocol		EtherCAT Protocol / Ethernet Protocol (Modbus/TCP, Modbus/UDP), SNTP HTTP (Webvisualization, Web-Server), DHCP/BOOTP / Serial Protocol (Modbus RTU), MQTT, SQL, SNMP		
OPC Server (DA/UA) TFTP, Online Change, Breakpoint, Source Up/Download, File Transmit		Not supporting	Supporting	
Webvisualization		Not Supporting		Supporting
Process Time		1usec (90 Instructions)	7usec (90 Instructions)	
Max. Task / Max. Cycle Task / Max. Status Task		10		
Controller Type *(Master, Slave)		Modbus TCP/UDP, Modbus RTU *(Master/Slave) EtherCAT *(Slave)		
Max. Node / Max. IO Expansion / IO Data Size		Limited by EtherCAT / Ethernet specification / 63 Slots / Max 128 Byte each slot		
Baud Rate		Ethernet (10/100 Mbps) / EtherCAT (100 Mbps) / Modbus RTU (2400~115200 bps)		
Connector Type		3 x RJ-45		
System & Field Power / Power Dissipation / Current for IO Module		Supply voltage : 24Vdc (15~30Vdc) / 75mA typical @ 24Vdc / 1.5A @5Vdc		
Dimensions		54mm x 99mm x 70mm		

Wiring Diagram

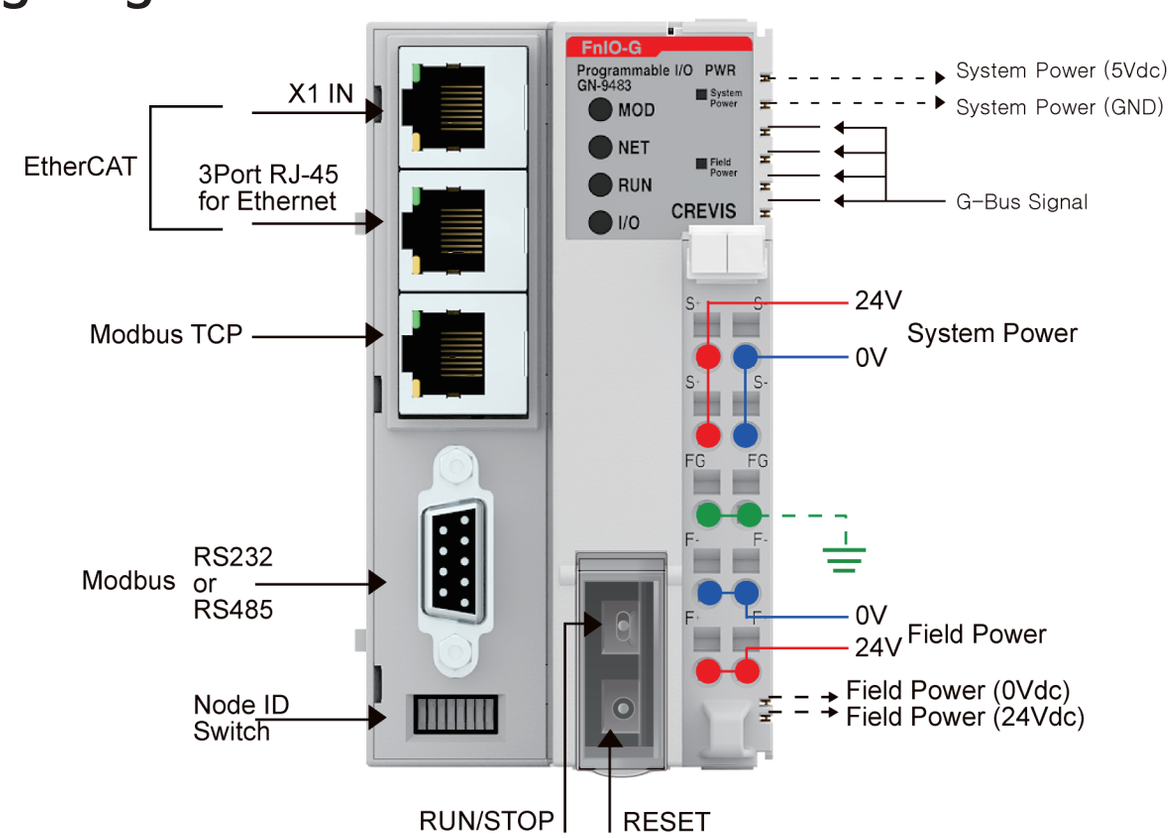

프로그래머블 IO (MODBUS)

CODESYS

Programmable IO (CODESYS Version 3.5.17.3)		GN-9371	GN-9372	GN-9373
Memory	Program Memory	512 Kbytes	16 Mbytes	
	Data Memory	96 Kbytes	16 Mbytes	
	Non Volatile Memory	4 Kbytes	32 Kbytes	
Program Languages / Run Time System / RTC		IEC 61131-3 (LD, IL, ST, FBD, SFC, CFC) / Multiple PLC Tasks / Retain Time : 15 days		
Protocol		Ethernet Protocol (Modbus/TCP, Modbus/UDP), SNTP HTTP (Webvisualization, Web-Server), DHCP/BOOTP / Serial Protocol (Modbus RTU) / MQTT, SQL, SNMP		
OPC Server (DA/UA), TFTP, Online Change, Breakpoint, Source Up/Download, File Transmit		Not supporting	Supporting	
Webvisualization		Not Supporting		Supporting
Process Time		1usec (90 Instructions)	7usec (90 Instructions)	
Max. Task / Max. Cycle Task / Max. Status Task		10		
Controller Type *(Master, Slave)		Modbus TCP/UDP, Modbus RTU *(Master/Slave)		
Max. Node / Max. IO Expansion / IO Data Size		Limited by EtherCAT/Ethernet specification / 63 Slots (GN-937X), 10 Slots (GL-9971) / Max 128Byte each slot		
Baud Rate		Ethernet (10/100 Mbps) / Modbus RTU (2400~115200 bps)		
Connector Type		2 x RJ-45		
System Power		Supply voltage : 24Vdc nominal (GL-9971 :15 ~28.8 Vdc / GN-937x : 15 ~ 30 Vdc)		
Field Power		Supply voltage : 24Vdc typical (Max. 30Vdc)		
Power Dissipation / Current for I/O Module		110mA typical @ 24Vdc / 1.5A@5Vdc		
Dimensions		54mm x 99mm x 70mm		

CODESYS PLC



CODESYS V3 지원
Web visualization 기능을 통해 상용 Web browser 에서
모니터링 기능 제공

IEC 61131-3 규격에 따른 6종의 프로그래밍 언어 지원

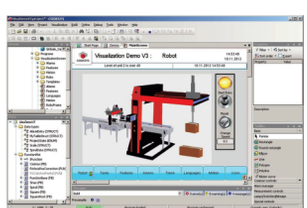

MODBUS TCP/IP



NEW

CODESYS



모드버스 TCP 마스터 / 슬레이브 연결 기능 제공
모드버스 시리얼 RTU 마스터 / 슬레이브 연결 기능 제공
OPC 서버를 통한 타 산업용기기와의 연결 기능 제공

프로그래머블 IO (MODBUS)

Programmable IO (CODESYS Version 3.5.17.3)		GL-9971	GL-9974	GL-9975
Type		Programmable IO (MODBUS)		
Memory	Program Memory	256 Kbytes	16 Mbytes	
	Data Memory	40 Kbytes	16 Mbytes	
	Non Volatile Memory	4 Kbytes	32 Kbytes	
Program Languages / Run Time System / RTC		IEC 61131-3 (LD, IL, ST, FBD, SFC) / Multiple PLC Tasks / Retain Time : 〈 15 day		
Protocol		Modbus/TCP, Modbus/UDP, SNTP, MQTT, HTTP (Web-Server), DHCP/BOOTP	Modbus/TCP, Modbus/UDP, SNTP, SNMP, MQTT, DHCP/BOOTP, HTTP (Webvisualization*, Web-Server), OPC-server	
OPC Server (DA/UA), TFTP, Online Change, Breakpoint, Source Up/Download, File Transmit		Not supporting	Supporting	
Webvisualization		Not Supporting		Supporting
Process Time		0.0270 usec	0.1440 usec	
Max. Task / Max. Cycle Task / Max. Status Task		10		
Controller Type *(Master, Slave)		Modbus TCP * (Master/Slave)		
Max. Node / Max. IO Expansion / IO Data Size		10 Slots	63 Slots	
Baud Rate		10/100Mbps, Auto-negotiation, Full Duplex		
Connector Type		2 x RJ-45		
System Power		Supply voltage: 24Vdc nominal, Class 2		
Field Power		Supply voltage: 24Vdc typical (Max. 30Vdc)		
Power Dissipation / Current for IO Module		60mA typical @24Vdc	70mA typical @24Vdc	
Dimensions		22mm X 109mm X 70mm		

Programmable IO (CODESYS Version 3.5.17.3)		GL-9972	GL-9973
Type		Programmable I/O (MODBUS)	
Memory	Program Memory	16 Mbytes	
	Data Memory	16 Mbytes	
	Non Volatile Memory	32 Kbytes	
Program Languages / Run Time System / RTC		IEC 61131-3 (LD, IL, ST, FBD, SFC) / Multiple PLC Tasks / Retain Time : 〈 15 day	
Protocol		Modbus/TCP, Modbus/UDP, SNTP, SNMP, MQTT, DHCP/BOOTP, HTTP (Webvisualization, Web-Server), OPC-server Modbus RTU Baud Rate : 2400~115200 bps	
OPC Server (DA/UA), TFTP, Online Change, Breakpoint, Source Up/Download, File Transmit		Supporting	
Webvisualization		Not supporting	Supporting
Process Time		0.1440 usec	
Max. Task / Max. Cycle Task / Max. Status Task		10	
Controller Type *(Master, Slave)		Modbus TCP * (Master/Slave)	
Max. Node / Max. IO Expansion / IO Data Size		63 Slots	
Baud Rate		10/100Mbps, Auto-negotiation, Full Duplex for Ethernet Prot Modbus RTU Baud Rate : 2400~115200 bps for Serial Port (Default: 115200 bps)	
Connector Type		2 x RJ-45 (Ethernet Port x 1 / Seial Port x 1)	
System Power		Supply voltage: 24Vdc nominal, Class 2	
Field Power		Supply voltage: 24Vdc typical (Max. 30Vdc)	
Power Dissipation / Current for I/O Module		50mA typical @24Vdc	
Dimensions		22mm X 109mm X 70mm	

네트워크 어댑터

Network Adapter	GN-9211, GN-9212	GN-9222	GN-9261	GN-9273	GN-9231	GN-9284
Protocol	DeviceNet	PROFIBUS	CANopen	MODBUS RS485	CC-Link	CC-Link IE Field Basic
Max. Node	64 Nodes	125 Nodes	99 Nodes		42 Nodes	64 Nodes
Max. IO Expansion	32 Slots (GN-9211) 63 Slots (GN-9212)	63 Slots				32 Slots
IO Data Size	Max 128 bytes each slot	Input : 244 bytes Output : 244 bytes	Input : 252 bytes Output : 252 bytes	Max 128 bytes each slot	System area : 16 Point RX/RY : 112 points (4 Station occupied) RWr/RWw : 16 points (4 Station occupied)	RX/RY : 32 bytes each (4 Station occupied) RWr/RWw : 256 bytes each (4 Station occupied)
Baud Rate	125Kbps (Max. 500m) 250Kbps (Max. 250m) 500Kbps (Max. 100m)	9.6K(1.2Km) ~ 12Mbps(100m)	10, 20, 50, 100, 125, 250, 500, 800, 1000 Kbps (default 1000Kbps)	1200, 2400, 4800, 9600, 19200, 38400, 57600, 115200bps	156/625/2500/5000/ 10000 Kbps	10/100 Mbps, Full duplex
Connector Type	5 Pin Open-Style	9 Pin D-Sub	5 Pin Open-Style			2 x RJ-45
Power Dissipation	70mA @ 24Vdc	100mA @ 24Vdc	70mA @ 24Vdc			
Protection	Min. 1.5A					
Current for IO Module	1.5A @ 5Vdc					
System/ Field Power	24Vdc nominal (15~30Vdc) / 24Vdc typical (Max. 30Vdc) * Field Power Range is different depending on IO Module series. Refer to IO Module's Specification					
Dimensions	54mm x 99mm x 70mm					

Network Adapter	GN-9285	GN-9386	GN-9287	GN-9587	GN-9289	GN-9251
Protocol	CC-Link IE	EtherCAT (ID Type)	PROFINET, Modbus RTU	PROFINET, Modbus RTU, DCP-Hello	MODBUS TCP, Ethernet IP	BACnet/IP B-ASC
Max. Node	120 Nodes	65,535 Nodes	Limited by Profinet Spec.		Limited by Ethernet Spec.	
Max. IO Expansion	63 Slots		32 Slots		63 Slots	32 Slots
IO Data Size	Max 128 bytes each slot		Max 1440 bytes	Max 1024 bytes	Max 128 bytes each slot	Object Size : Max. 256 objects
Baud Rate	1 Gbps, Full duplex	100 Mbps	100 Mbps, Full duplex		10/100 Mbps, Full duplex	
Connector Type	2 x RJ-45					
Power Dissipation	140mA @ 24Vdc	70mA @ 24Vdc		80mA @ 24Vdc	70mA @ 24Vdc	
Protection	Min. 1.5A					
Current for IO Module	1.5A @ 5Vdc					
System/ Field Power	24Vdc nominal (15~30Vdc) / 24Vdc typical (Max. 30Vdc) * Field Power Range is different depending on IO Module series. Refer to IO Module's Specification					
Dimensions	54mm x 99mm x 70mm					

* **주의** - System Power 와 Field Power 구분해야 함
* **노트** - 일부사양은 변경될 수 있음

네트워크 어댑터

Network Adapter	GL-9012	GL-9031	GL-9131	GL-9132	GL-9073
Protocol	DeviceNet	CC-LINK		CC-LINK Ver 2	MODBUS RTU
Max. Node	64 Nodes	42 Nodes			99 Nodes
Max. IO Expansion	10 Slots	12 Slots		32 Slots	16 Slots
IO Data Size	Max Input 36 bytes / Max Output 36 bytes	System area : 16 Point RX/RY : 112 points (4 Station occupied) RWr/RWw : 16 points (4 Station occupied)		According to CC-Link version 2 specification	Max 256 bytes
Baud Rate	125Kbps (Max. 500m) 250Kbps (Max. 250m) 500Kbps (Max. 100m)	156/625/2500 /5000/10000Kbps		156/625/2500 /5000/10000Kbps	2400, 4800, 9600, 19200, 38400, 57600, 115200 bps
Connector Type	5 Pin Open-Style				2 x RJ-45
Power Dissipation	20mA @ 24Vdc	35mA typical @ 24Vdc	60mA typical @ 24Vdc	70mA typical @ 24Vdc	75mA typical @ 24Vdc
Protection	Reverse polarity protection				
Current for IO Module	1A @ 5Vdc				
System/ Field Power	24Vdc nominal (15~28.8Vdc) / 24Vdc typical (Max. 28.8Vdc) *Field Power Range is different depending on IO Module series. Refer to IO Module's Specification				
Dimensions	22mm x 109mm x 70mm				

Network Adapter	GL-9087	GL-9089	GL-9084	GL-9086
Protocol	PROFINET	MODBUS TCP, Ethernet IP	CC-Link IE Field Basic	EhterCAT
Max. Node	Limited by Ethernet Spec.		64 Nodes	65,535 Nodes
Max. IO Expansion	10 Slots	16 Slots		
IO Data Size	Max 128 bytes	Max 256 bytes		
Baud Rate	100Mbps, Full duplex	10/100Mbps, Full duplex		10/100Mbps
Connector Type	2 x RJ-45			
Power Dissipation	55mA typical @ 24Vdc	75mA typical @ 24Vdc	60mA typical @ 24Vdc	40mA typical @ 24Vdc
Protection	Reverse polarity protection			
Current for IO Module	1A @ 5Vdc			
System/ Field Power	24Vdc nominal (15~28.8Vdc) / 24Vdc typical (Max. 28.8Vdc) *Field Power Range is different depending on IO Module series. Refer to IO Module's Specification			
Dimensions	22mm x 109mm x 70mm			

리모트 IO

디지털 입력 모듈

DC	Channel	Type	Voltage	Signal Delay (OFF to ON/ ON to OFF)	Power Dissipation	Connector
GT-1138	8	Universal	3.3 / 5Vdc	0.3ms / 0.3ms	35 mA	10 RTB
GT-1238	8		24 Vdc	0.3ms / 0.3ms	35 mA	10 RTB
GT-123F	16		24 Vdc	0.3ms / 0.3ms	50 mA	20P Connector
GT-12DF	16		24 Vdc	0.3ms / 0.3ms	50 mA	18 RTB
GT-12FA	32		24 Vdc	0.2ms / 0.2ms	55 mA	40P Connector
GT-12BA	32	Sink	24 Vdc	0.2ms / 0.2ms	55 mA	40P Connector
GT-12CA	32	Source	24 Vdc	0.2ms / 0.2ms	55 mA	40P Connector
GT-121F	16	Sink	24 Vdc	0.3ms / 0.3ms	50 mA	20P Connector
GT-122F	16	Source	24 Vdc	0.3ms / 0.3ms	50 mA	20P Connector
GT-1278	8	Sink, Proximity Sensor Type	24 Vdc	0.3ms / 0.3ms	40 mA	18 RTB
GT-1428	8	In (Sink) / Out (Source) - Diagnostic	24 Vdc	In : 0.3ms / 0.3ms Out : 0.1ms / 0.35ms	55 mA	18 RTB
GT-1358	8	3-wire sink input	24 Vdc	0.3ms / 0.3ms	35 mA	18 RTB
GT-1368	8	3-wire source input	24 Vdc	0.3ms / 0.3ms	35 mA	18 RTB
GT-1B7F	16	Selectable DI (Sink) / DO (Source)	24 Vdc	In : 0.4ms / 0.5ms Out : 0.3ms / 0.5ms	60 mA	18 RTB
GT-1B8F	16	Selectable DI (Source) / DO (Sink)	24 Vdc	In : 0.3ms / 0.5ms Out : 0.3ms / 0.5ms	60 mA	18 RTB
GT-1C18	8	Combination Sink / DO Source	5 Vdc	In : 0.3ms / 0.5ms Out : 0.3ms / 0.5ms	60 mA	18 RTB
GT-15DF	16	Universal (Sink/Source)	12 Vdc	0.3ms / 0.3ms	50 mA	18 RTB
AC	Channel	Type	Voltage	Signal Delay (OFF to ON/ ON to OFF)	Power Dissipation	Connector
GT-1804	4	AC Input Terminal	120 Vac	30mS/ 130mS	30 mA	10 RTB
GT-1904	4		240 Vac	30mS/ 140mS	30 mA	10 RTB
DC	Channel	Type	Voltage	Input Impedance / Output Impedance	Power Dissipation	Connector
GT-1258	8	Proximity Sensor Type	24 Vac	3.1 KΩ typ. / 0.1 KΩ typ. (Uv1~8)_F24V	50 mA	18 RTB
GT-1658	8	NAMUR Sensor Type	8.2 Vac	1.0 KΩ typ. / 0.1 KΩ typ. (Uv1~8)_F8.2V	50 mA	18 RTB

디지털 출력 모듈

Sink	Channel	Type	Voltage	Signal Delay (OFF to ON/ ON to OFF)	Power Dissipation	Connector
GT-2318	8	Sink	24 Vdc	0.3ms/ 0.3ms	45 mA	10 RTB
GT-2338	8	Sink (Non-Protction)	24 Vdc	0.2ms / 0.4ms @0.3A	50 mA	10 RTB
GT-2358	8	Sink	24 Vdc	0.3ms/ 0.3ms	50 mA	18 RTB
GT-2378	8	Sink (Non-Protction)	24 Vdc	0.2ms / 0.4ms @0.3A	50 mA	18 RTB
GT-221F	16	Sink	24 Vdc	0.5mS/ 0.5ms	50 mA	20P Connector
GT-223F	16	Sink (Non-Protction)	24 Vdc	0.2ms / 0.4ms	50 mA	20P Connector
GT-225F	16	Sink	24 Vdc	0.3mS/ 0.5ms	50 mA	18 RTB
GT-227F	16	Sink (Non-Protction)	24 Vdc	0.2ms / 0.4ms @0.3A	50 mA	18 RTB
GT-22BA	32	Sink	24 Vdc	0.3mS/ 0.5ms	65 mA	40P Connector
GT-22DA	32	Sink (Non-Protction)	24 Vdc	0.2ms / 0.4ms	65 mA	40P Connector
GT-2618	8	Sink	24 Vdc	0.3ms/ 0.3ms	50 mA	10 RTB
GT-2E1A	32	Sink	24 Vdc	0.3ms/ 0.3ms	60 mA	ERNI Type
GT-2E3A	32	Sink	24 Vdc	0.4ms/ 0.4ms	65 mA	ERNI Type
GT-2418	8	Sink - Diagnostic	24 Vdc	0.3ms/ 0.3ms	50 mA	18 RTB
GT-2438	8	Sink - Diagnostic	24 Vdc	0.2ms / 0.4ms @0.3A	50 mA	18 RTB

디지털 출력 모듈

Source	Channel	Type	Voltage	Signal Delay (OFF to ON/ ON to OFF)	Power Dissipation	Connector
GT-2328	8	Source	24 Vdc	0.3ms/ 0.3ms	40 mA	10 RTB
GT-2348	8	Source (Non-Protction)	24 Vdc	0.1ms / 0.9ms	40 mA	10 RTB
GT-2368	8	Source, Multi-Com	24 Vdc	0.3ms/ 0.5ms	50 mA	18 RTB
GT-222F	16	Source	24 Vdc	0.3ms/ 0.3ms	50 mA	20P Connector
GT-224F	16	Source (Non-Protction)	24 Vdc	0.1ms / 0.6ms	50 mA	20P Connector
GT-226F	16	Source	24 Vdc	0.3ms/ 0.3ms	50 mA	18 RTB
GT-228F	16	Source (Non-Protction)	24 Vdc	0.1ms / 0.9ms	50 mA	18 RTB
GT-22CA	32	Source	24 Vdc	0.3ms/ 0.5ms	65 mA	40P Connector
GT-22EA	32	Source (Non-Protction)	24 Vdc	0.1ms / 0.6ms	70 mA	40P Connector
GT-2E2A	32	Source	24 Vdc	0.3ms/ 0.4ms	65 mA	ERNI TYPE
GT-2368	8	Source	24 Vdc	0.3ms/ 0.5ms	50 mA	18 RTB
GT-2428	8	Source - Diagnostic	24 Vdc	0.5ms/ 0.5ms	35 mA	18 RTB
GT-2628	8	Source	24 Vdc	0.3ms/ 0.3ms	45 mA	10 RTB
Relay	Channel	Type	Voltage	Signal Delay (OFF to ON/ ON to OFF)	Power Dissipation	Connector
GT-2734	4	MOS Relay (Solid State)	240 Vac/240 Vdc	0.6ms/ 3ms	80 mA	10 RTB
GT-2738	8			0.5ms/ 2.5ms	130 mA	18 RTB
GT-2744	4	Relay Output (Form A, SPST)	0~32 Vdc/48 Vdc/ 110 Vdc/240 Vac	5 ms/ 8 ~ 15ms	35 mA	10 RTB
GT-2764	4	MOS Relay (Solid State)	24 Vac/ 24 Vdc	1 ms/ 3 ~ 3.5ms	80 mA	10 RTB
GT-2768	8			0.5 ms/ 3ms	130 mA	18 RTB
GT-2784	4		110 Vac/110 Vdc	1 ~ 1.5ms/ 3 ms	80 mA	10 RTB
GT-2788	8			1ms/ 3.5 ms	130 mA	18 RTB

아날로그 입력 모듈

Single Ended	Channel	Type	Range	Resolution	Power Dissipation	Connector
GT-3114	4	Current	0~20, 4~20 mA	12 Bits	25 mA	10 RTB
GT-3154	4			16 Bits / 14 Bits	25 mA	10 RTB
GT-3118	8			12 Bits	30 mA	10 RTB
GT-3158	8			16 Bits / 14 Bits	30 mA	10 RTB
GT-311F	16			12 Bits	30 mA	20P Connector
GT-315F	16			16 Bits / 14 Bits	30 mA	20P Connector
GT-317F	16			12 Bits	200 mA	18 RTB
GT-319F	16			16 Bits / 14 Bits	200 mA	18 RTB
Single Ended	Channel	Type	Range	Resolution	Power Dissipation	Connector
GT-3424	4	Voltage	0~10, 0~5, 1~5Vdc	12 Bits	25 mA	10 RTB
GT-3464	4			16 Bits / 14 Bits	25 mA	10 RTB
GT-3428	8			12 Bits	30 mA	10 RTB
GT-3468	8			16 Bits / 14 Bits	30 mA	10 RTB
GT-342F	16			12 Bits	30 mA	20P Connector
GT-346F	16			16 Bits / 14 Bits	30 mA	20P Connector
GT-347F	16			12 Bits	210 mA	18 RTB
GT-349F	16			16 Bits / 14 Bits	210 mA	18 RTB
GT-3C74	4	Combination Voltage Input / Output		12 Bits	30 mA	18 RTB
GT-3C94	4			16 Bits	30 mA	18 RTB
GT-3C78	8			12 Bits	30 mA	18 RTB
GT-3C98	8			16 Bits	30 mA	18 RTB
Differential	Channel	Type	Range	Resolution	Power Dissipation	Connector
GT-3914	4	Current	0~20, 4~20, -20~20 mA	12 Bits	30 mA	10 RTB
GT-3934	4			16 Bits / 14 Bits	30 mA	10 RTB
GT-3918	8			12 Bits	200 mA	18 RTB
GT-3938	8			16 Bits / 14 Bits	200 mA	18 RTB
GT-3924	4	Voltage	0~5, 0~10, -5~5, -10~10 Vdc	12 Bits	30 mA	10 RTB
GT-3944	4			16 Bits / 14 Bits	30 mA	10 RTB
GT-3928	8			12 Bits	200 mA	18 RTB
GT-3948	8			16 Bits / 14 Bits	200 mA	18 RTB

아날로그 입력 모듈

Temp. Control	Channel	Type	Sensor Type	Accuracy	Power Dissipation	Connector
GT-3704	4	RTD / 3-wire	PT50, PT100, PT200, PT500, PT1000, JPT50, JPT100, JPT200, JPT500, JPT1000, NI100, NI120, NI200, NI500, NI1000, NI1000LG	±0.1% @25℃ ±0.3% @-40~70℃	130 mA	10 RTB
GT-3708	8				130 mA	20P Connector
GT-3788	8				105 mA	18 RTB
GT-3804	4	T.C. (Thermocouple)	Type K/J/T/B/R/S/E/N/L/U/C/D, 10uV/1uV/2uV	±0.1% @25℃ ±0.3% @-40~70℃	120 mA	10 RTB
GT-3808	8				120 mA	20P Connector
GT-3888	8				140 mA	18 RTB
GT-3744	4	RTD / 4-wire	PT50, PT100, PT200, PT500, PT1000, JPT50, JPT100, JPT200, JPT500, JPT1000, NI100, NI120, NI200, NI500, NI1000, NI1000LG	±0.1% @25℃ ±0.3% @-40~70℃	100 mA	18 RTB
GT-3814	4	In : TC / Out SSR	NTC10K(B3950/B3892/B3435/B3988), 10Ω/bit	±0.5% @25℃ ±2℃ @-40~70℃	120 mA	18 RTB
GT-3714	4	In : RTD / Out : SSR	PT 50, PT 100, JPT 100, NI 100, NI 120, CU 10	±0.1% @25℃	50 mA	20P Connector
GT-3734	4	In : RTD / Out : Current	PT 50, PT 100, JPT 100, NI 100, NI 120, CU 10		50 mA	20P Connector
GT-3814	4	In : TC / Out SSR	Type K/J/T/B/R/S/E/N/L/U/C/D	±0.1% @25℃ ±0.3% @-40~70℃	50 mA	20P Connector
GT-3834	4	In : TC / Out : Current	Type K/J/T/B/R/S/E/N/L/U/C/D	±0.1% @25℃ ±0.3% @-20~50℃	50 mA	20P Connector
AC Measurement	Channel	Type	Range	Resolution	Power Dissipation	Connector
GT-3901	3	3Phase AC Measurement	VLN = 288VAC, VLL = 500VAC	24 Bits	125 mA	10 RTB
GT-3911	3	3Phase AC Measurement	VLN = 288VAC, VLL = 500VAC	24 Bits	110 mA	10 RTB
Load cell	Channel	Type	Range	Resolution	Power Dissipation	Connector
GT-3002	2	Strain Gauge	-150 ~ 150**mV**	24 Bits, 32 Bits	25 mA	18 RTB
GT-3102	2	Strain Gauge	-150 ~ 150**mV**	24 Bits	25 mA	18 RTB

아날로그 출력 모듈

Single Ended	Channel	Type	Range	Resolution	Power Dissipation	Connector
GT-4114	4	Current	0~20 mA	12 Bits	30 mA	10 RTB
GT-4154	4			16 Bits	30 mA	10 RTB
GT-4118	8			12 Bits	30 mA	10 RTB
GT-4158	8			16 Bits	30 mA	10 RTB
GT-4214	4		4~20 mA	12 Bits	30 mA	10 RTB
GT-4254	4			16 Bits	30 mA	10 RTB
GT-4218	8			12 Bits	30 mA	10 RTB
GT-4258	8			16 Bits	30 mA	10 RTB
GT-4314	4		4~20mA, 550ohm	12 Bits	30 mA	18 RTB
GT-4334	4		4~20mA, 750ohm	12 Bits	30 mA	18 RTB
GT-4354	4		4~20mA, 550ohm	16 Bits	30 mA	18 RTB
GT-4374	4		4~20mA, 750ohm	16 Bits	30 mA	18 RTB
Single Ended	Channel	Type	Range	Resolution	Power Dissipation	Connector
GT-4424	4	Voltage	0~10 Vdc	12 Bits	30 mA	10 RTB
GT-4464	4			16 Bits	30 mA	10 RTB
GT-4428	8			12 Bits	30 mA	10 RTB
GT-4468	8			16 Bits	30 mA	10 RTB
GT-442F	16			12 Bits	30 mA	20P Connector
GT-446F	16			16 Bits	30 mA	20P Connector
GT-447F	16			12 Bits	30 mA	18 RTB
GT-449F	16			16 Bits	30 mA	18 RTB
GT-4524	4		-10~10 Vdc	12 Bits	30 mA	10 RTB
GT-4564	4			16 Bits	30 mA	10 RTB

스페셜 모듈

Encoder	Channel	Type	Voltage	Frequency (Encoder)	Power Dissipation	Connector
GT-5102	2	High Speed Counter	5 Vdc	0~ 750kHz	70 mA	10 RTB
GT-5112	2	High Speed Counter	24 Vdc	0~ 750kHz	65 mA	10 RTB
GT-5114	4	High Speed Counter	24 Vdc	0~ 750kHz	70 mA	10 RTB
GT-5122	2	Counting Mode, Gate Function Mode	5 ~ 24 Vdc	0~ 750kHz	120 mA	18 RTB
GT-5132	2	High Speed Counter	24 Vdc	0~ 750kHz	65 mA	10 RTB
GT-5142	2	High Speed Counter	5~24Vdc	0~ 750kHz	120 mA	18 RTB
Serial Interface	Channel	Type	Voltage	Signal Delay	Power Dissipation	Connector
GT-5211	1	RS-232, RTS/CTS	-18 ~ 18 V	TxD, RxD, Full Duplex	85 mA	10 RTB
GT-5212	2	RS-232			85 mA	10 RTB
GT-5221	1	RS-422	-		85 mA	10 RTB
GT-5231	1	RS-485		TxD, RxD, Half Duplex	85 mA	10 RTB
GT-5232	2	RS-485			85 mA	10 RTB
GT-5352	2	Synchronous		-	60 mA	10 RTB
Pulse	Channel	Type	Voltage	Frequency	Power Dissipation	Connector
GT-5422	2	PWM, Push-pull	24 Vdc	1~5 kHz	75 mA	18 RTB
GT-5424	4	PWM, Push-pull	24 Vdc	1~5 kHz	80 mA	18 RTB
GT-5442	2	PWM, Push-pull	24 Vdc	1~5 kHz	75 mA	18 RTB
GT-5444	4	PWM, Push-pull		1~5 kHz	75 mA	18 RTB
GT-5642	2	Pulse Output, Push-pull		1~300 kHz	75 mA	18 RTB
GT-5652	2	Differential Output	5 Vdc	1~500 kHz	75 mA	18 RTB
Stepper	Channel	Type	Voltage	Mode	Power Dissipation	Connector
GT-5521	1	2-Phase Bipolar Motor (Max. 16 microstepping)	24 Vdc	Instant Command, Position Table, Position (absolute/relative), Set Point Change, etc.	100 mA	10 RTB
IO Link	Channel	Version	Input	Output	Power Dissipation	Connector
GT-5904	4	IO-Link V1.1	Sink (SIO 4pts + DIA 4pts)	Source (SIO 4 pts)	85 mA	18 RTB
HART	Channel	Type	Input Range	Resolution	Power Dissipation	Connector
GT-5914	4	HART Revision 5	4~20 mA	16 Bits	30 mA	18 RTB
PTC-Thermistor	Channel	Type	Input Range	Resolution	Power Dissipation	Connector
GT-5758	8	PTC Input	4~20 mA	Short : R ≤ 20 Ω Normal : 20 Ω < R ≤ 3.1 KΩ Over Temp : 3.1 KΩ ≤ R Open : 20 KΩ ≤ R	25 mA	18 RTB

파워 모듈

Power	Type	Voltage	Power Dissipation	Connector
GT-7408	Shield	24 Vdc	30 mA	10 RTB
GT-7508	Common for 0 Vdc		30 mA	10 RTB
GT-7511	Expansion		20 mA	10 RTB
GT-7518	Common for 24 Vdc		30 mA	10 RTB
GT-7588	Common for 0Vdc, 24 Vdc		30 mA	10 RTB
GT-7641	Field Power Distribution		30 mA	10 RTB
Filter	Type	Voltage	Power Dissipation	Connector
GT-7151	None ID Type	24 Vdc	Max. 120mA @ 5Vdc	10 RTB
GT-7851	ID Type	24 Vdc	Max. 120mA @ 5Vdc	10 RTB

주요특징



다양한 Fieldbus Open Protocol 보유

가장 널리 알려진 산업용 프로토콜들을 지원하는 네트워크 어댑터와
IO 들을 사용자의 요구와 사양에 따라 조합하여 원하는대로
어플리케이션에 적용할 수 있습니다.



사용자 편의를 위한 설계

슬라이스 연결 방식으로 사용자가 손쉽게 IO 시스템을 구성,
착탈식 터미널 블럭 제공으로 기존 설비된 배선을
제거하지 않고 교체 수리 가능합니다.



다양한 인증 취득

G 시리즈는 CE, FCC, KC 등 다양한 산업 규격 인증을
취득하여 까다로운 환경이 요구되는 어플리케이션에서도
최상의 퍼포먼스를 발휘 할 수 있습니다.
(* 일부 인증 진행 중)



사용자가 원하는 IO 확장 모델 제공

G시리즈는 세계 최초 32 포인트 모듈을 포함한 다양한 기능과
종류의 디지털 아날로그 그리고 스페셜 모듈을 제공하며
최대 1ms 의 빠른 내부버스 속도로 사용자에게 혁신적인
통합 솔루션을 제시합니다.



효율적인 유지보수

G 시리즈는 슬라이스 타입의 모듈로서 원하는 크기, 사양대로
최대 63슬롯까지 확장하여 구성할 수 있으며 재구성 및 교체에
용이하여 효율적인 유지보수를 가능케 합니다.



사용자 편리성

착탈식 터미널 블럭은 기존 설비된 배선을 제거하지 않고
교체, 수리가 가능하며 연결된 배선을 묶을 수 있는
케이블 링이 장착되어 사용자의 편리성을 극대화 합니다.
또한 헤더형 커넥터 모듈은 많은 점수와 결선의 용이함을
사용자에게 제공합니다.

디멘전

단위 : (mm)

네트워크 어댑터

GN-9211, GN-9212, GN-9222, GN-9251, GN-9261, GN-9273, GN-9231, GN-9284, GN-9285, GN-9386, GN-9287, GN-9587, GN-9289, GN-9371, GN-9372, GN-9373, GN-9481, GN-9482, GN-9483



GL-9012, GL-9022, GL-9031, GL-9131, GL-9084, GL-9086, GL-9087, GL-9061, GL-9073, GL-9089



GL-9981



GL-9982

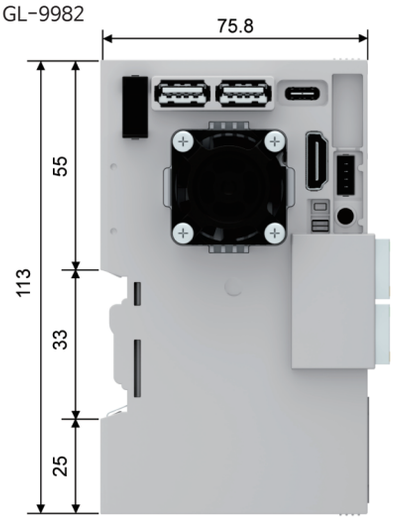





IO

10-홀 착탈식 터미널 블록 (10 RTB)

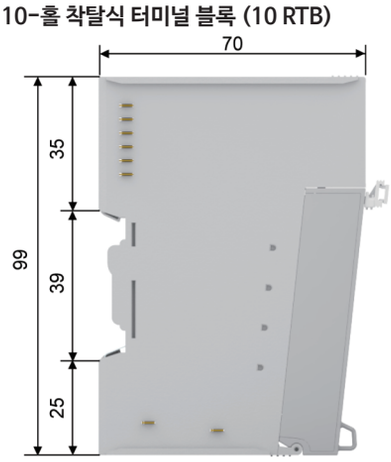





18-홀 착탈식 터미널 블록 (18 RTB)

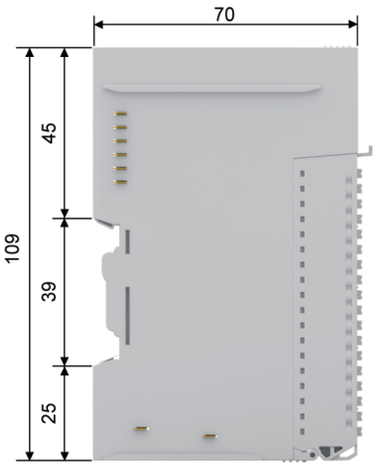





20-핀 커넥터

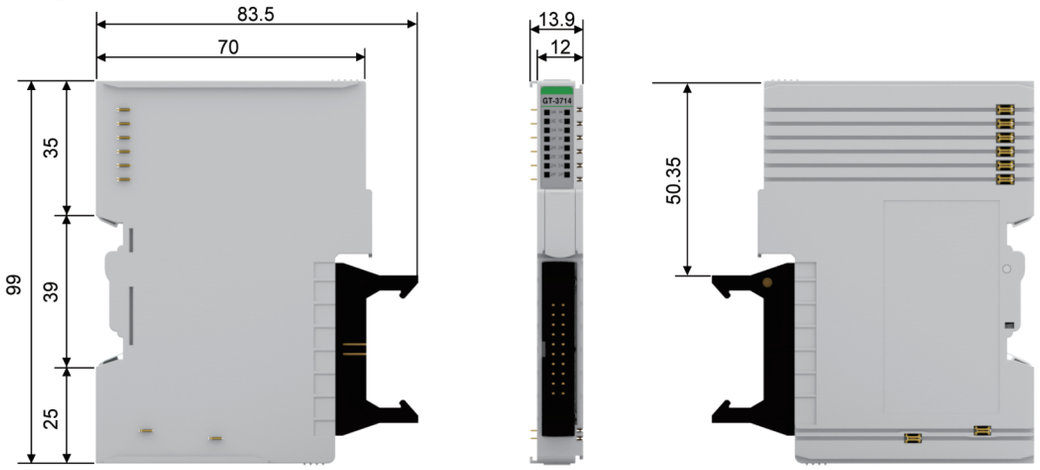

40-핀 커넥터

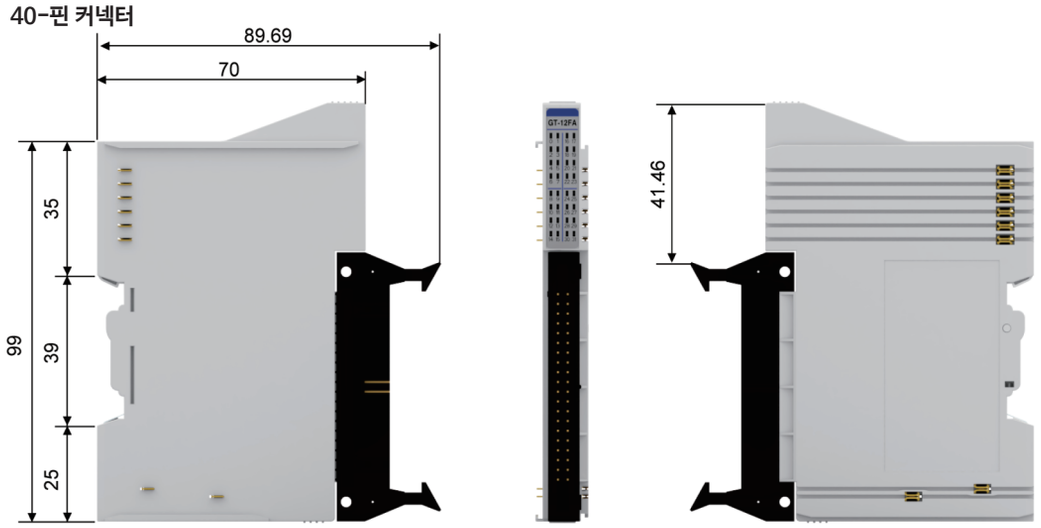

36-홀 착탈식 터미널 블록 (36 RTB)

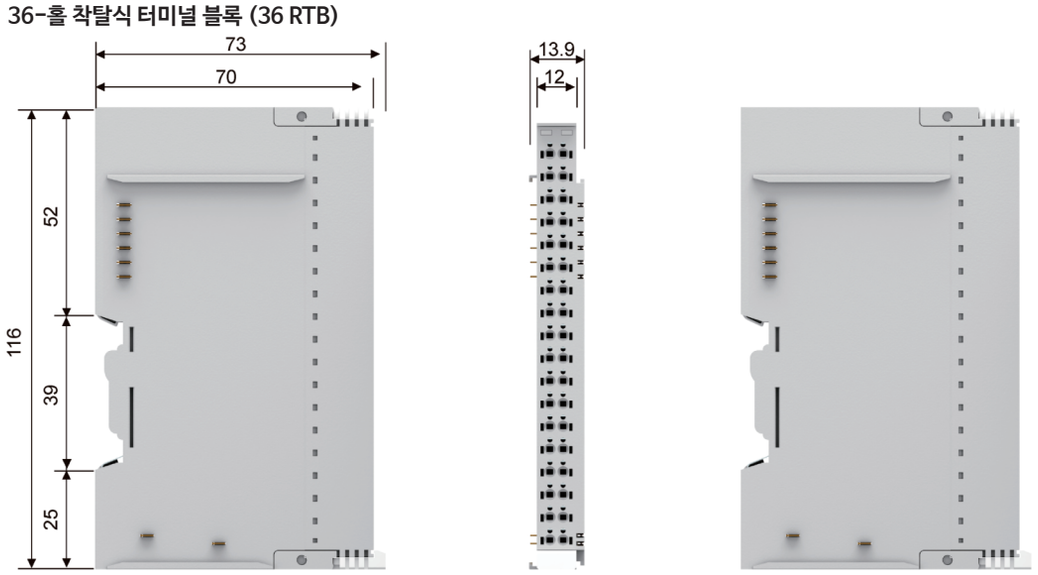

Documentation offered by your distributor

CREVIS. Co.,Ltd.

www.crevis.co.kr

경기도 용인시 기흥구 기곡로 29-4 (17099)
대표번호 : 031-899-4599
제어기 영업 : 031-899-4502, 4515
카메라 영업 : 031-899-4503, 4507
팩스번호 : 031-899-4509
E-mail : crevis@crevis.co.kr

29-4, Gigokro, Giheunggu, Yonginsi, 17099, Korea
Tel : +82-31-899-4599
Controller sales : +82-31-899-4502, 4515
Camera sales : +82-31-899-4503, 4507
Fax : +82-31-899-4509
E-mail : crevis@crevis.co.kr